

Scissor Lift Family

Maximum Productivity, Minimum Space




HUNTER
Engineering Company

RX Scissor Lift

Large capacity with a small footprint

EXCLUSIVE


Extra-Wide Runways



- ✓ 24" runways accept wide vehicles
- ✓ Inner rub rail for safety

STANDARD

Two Swing Air Jacks



- ✓ Open front and rear for maximum access
- ✓ 4,500- or 6,000-lb. capacity

PATENTED

Sensor Feedback System*



- ✓ Sensors keep runway level
- ✓ Safely stops if obstructed

STANDARD


Integrated Air Line Kit



- ✓ Convenient air source for tools at front and rear

EXCLUSIVE

Two Movable Work



STANDARD

Velocity Safety Fuses



- ✓ Instantaneous shutdown in event of hydraulic failure

EXCLUSIVE

Safety Locks



* Shown with protective cover removed.


Work Steps



- ✓ 12 secure positions
- ✓ Lightweight design

EXCLUSIVE


Slipplate Gutters



- ✓ Guides water away for trouble-free operation

EXCLUSIVE

Louwered Ramps



- ✓ Prevent wheel spin in wet conditions
- ✓ More effective than diamond tread or abrasive strips

PATENTED

Control Panel



- ✓ Complete operation from the console
- ✓ Optional PowerSlide, Inflation Station and FIA control

PATENTED

Inflation Station (optional)



- ✓ Automatically fills or bleeds each tire
- ✓ No hanging air lines



Model RX12XL-IS
Shown with optional turnplates

STANDARD

Pins and Bearings



- ✓ Chromed pins and teflon bearings for long life




- ✓ Perform adjustments at 18 height positions

Hunter Offers Two Fully Integrated Options to Enhance Productivity



WinAlign 11 controls the rack for ultimate productivity. Two patented designs offer greater flexibility and time saving capabilities.



Low-Profile Ramps offer the best drive-on clearance for PowerSlide and Inflation Station racks.*

Shown with optional aligner console, sensors, bar code reader, target support brackets, and lights.

** RX12 models (shown) include stage 2 Approach Ramps. RX9 models include low ramp but not stage 2.*

PATENTED

POWERSLIDE EDITION

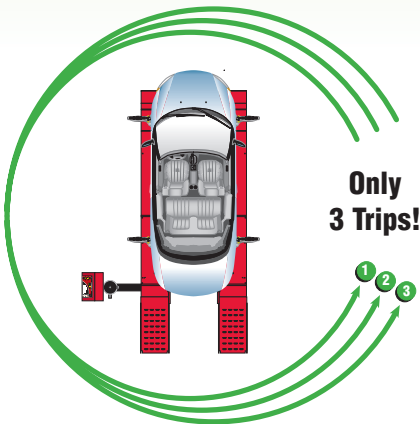


STANDARD



- ✓ Locks slipplates and optional turnplates with the touch of a button or automatically through an FIA-equipped aligner**
- ✓ No more struggles with lock pins
- ✓ Avoid wear and tear and extend the life of your turnplates

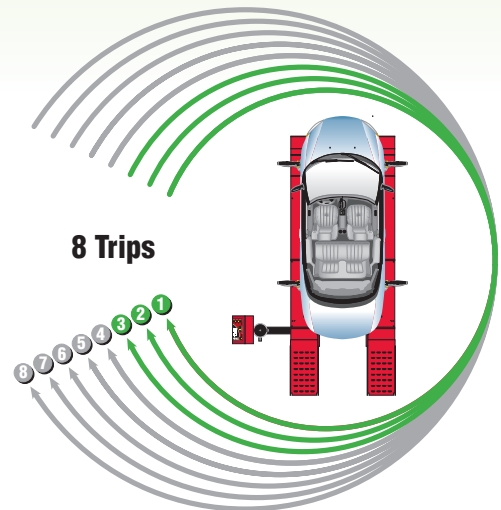
OPTIONAL



Minimize trips around the car

- 1 Mount Targets
- 2 Make Adjustments
- 3 Remove Targets
- 4 Jack Vehicle and Compensate Sensors
- 5 Lower Leveling Legs (if equipped)
- 6 Remove Slipplate and Turnplate Pins
- 7 Replace Slipplate and Turnplate Pins
- 8 Raise Leveling Legs (if equipped)

Yesterday's Technology

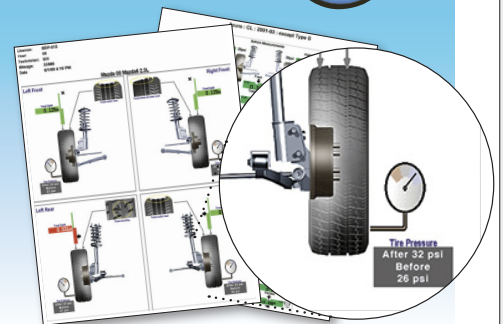


PATENTED

INFLATION STATION EDITION



- ✓ Includes POWERSLIDE®
- ✓ Automatically inflate all four tires simultaneously
- ✓ Record starting and final pressure**
- ✓ Hose recoils to keep work area clear



Printouts show starting and final tire pressures with WinAlign 11

** Requires WinAlign 10.x software or greater.

Two Swing Air Jacks

Hunter Swing Air Jacks add capabilities for lifting vehicles off the runways during alignment procedures and other multi-service operations.

The Swing Air Jack has a capacity of 4,500 lbs. or 6,000 lbs. Swing Jacks combine low drive-on height with high lift capacity needed to handle wide range of vehicles.

133-67-1 4,500-lb. Capacity Swing Air Jack

133-69-1 6,000-lb. Capacity Swing Air Jack



Optional AlignLights Accessory

Hunter's AlignLights lighting accessory provides an efficient light source underneath the vehicle.

Lights shut down with lift lowered to the ground and turn back on when raised.

AlignLights are powered by the main lift power source and require no additional or exposed electrical cords.

For RX-12 and RX-9: 20-2173-1



RX-P Flush-Mount Scissor Lift

The RX Scissor Lift may also be flush-mounted in a shallow recess. No more worries about lowered vehicles or expensive spoilers! This very tidy installation is ideal for "showcase" shops.

See site requirements for installation details. No additional charge for flushmount option, see Hunter Sales Representative for details.

Add -P to any RX model.



RX-9 Specifications

Max. Vehicle Gross Weight:

Max. Wheelbase: General service

Two-wheel alignment

Four-wheel alignment

Min. 4-Wheel Alignment:

Runway Width:

Lowered Height:

RX-9

9,000 lbs. (4082 kg)

160" (4064 mm)

146" (3708 mm)

138" (3505 mm)

88" (2235 mm)

24" (609 mm)

9" (229 mm)

RX-9-L

9,000 lbs. (4082 kg)

175" (4445 mm)

161" (4089 mm)

158" (4013 mm)

88" (2235 mm)

24" (609 mm)

9" (229 mm)

Alignment height

All lock positions

Max. lifting height

72" (1829 mm)

Tread width

Min. inside

40" (1016 mm)

Max. outside

88" (2235 mm)

Motor

208-230 VAC,

60 Hz, 26A, 1 ph

Air

90-120 psi

Models

RX-9: RX Lift without jacking system

RX-9-L: Long Deck RX Lift without jacking system

-43: RX Lift plus two 4500-lb. capacity swing air jacks

-P: Flush-mount version

RX9L-PS: Long Deck RX Lift with PowerSlide locking slipplates (includes swing jacks)

RX9L-IS: Long Deck RX Lift with PowerSlide locking slipplates and Inflation Station (includes swing jacks)

Standard Equipment

Two Movable Work Steps (not included with flush model)

Front Wheel Stops

Two Wheel Chocks

Air Line Kit

Full-Floating Rear Wheel Slipplates

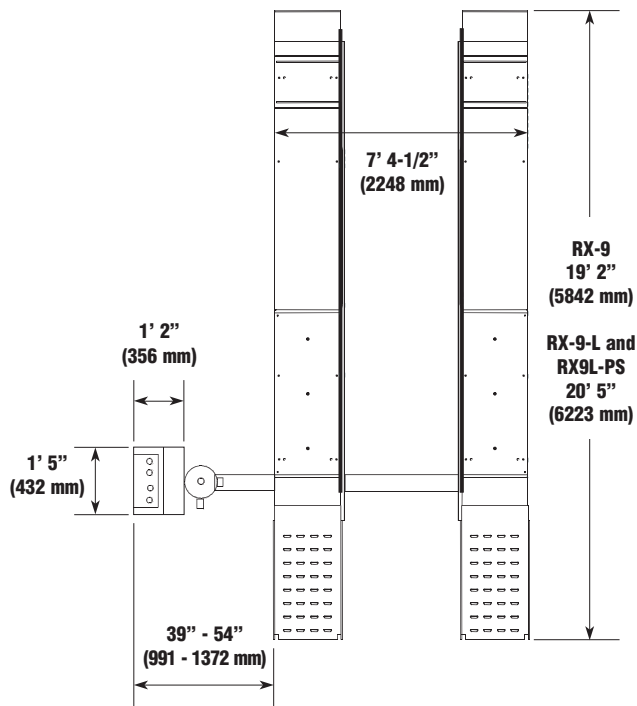
Louvered Ramps with Built-In Wheel Stops

See Hunter Sales Representative for details on site requirement.

Because of continuing technological advances, specifications, models and options are subject to change without notice.



RX-9 Plan View



The Hunter RX-9 Series Scissor Lift has been certified under the program conducted by Automotive Lift Institute (ALI) and ETL Testing Laboratories to comply with Safety Standard ANSI/ALI, ALCTV and Electrical Standard ANSI/UL 201.

RX-12 Specifications

Max. Vehicle Gross Weight:

Max. Wheelbase: General service

Two-wheel alignment

Four-wheel alignment

Min. 4-Wheel Alignment:

Runway Width:

Lowered Height:

RX-12-L

12,000 lbs. (5443 kg)

175" (4445 mm)

161" (4089 mm)

158" (4013 mm)

88" (2235 mm)

24" (609 mm)

11" (279 mm)

RX-12-XL

12,000 lbs. (5443 kg)

187" (4750 mm)

173" (4394 mm)

158" (4013 mm)

88" (2235 mm)

24" (609 mm)

11" (279 mm)

Alignment height
Max. lifting height
Tread width

All lock positions

68" (1727 mm)

Min. inside
Max. outside

40" (1016 mm)

88" (2235 mm)

Motor

208-230 VAC,
60 Hz, 26A, 1 ph

Air

90-120 psi

Models

RX-12-L: RX Lift without jacking system

RX-12-XL: Long Deck RX Lift without jacking system

-43: RX Lift plus two 6,000-lb. capacity swing air jacks

-P: Flush-mount version

RX12L-PS: RX Lift with PowerSlide locking slipplates (includes swing jacks)


RX12L-IS: RX Lift with PowerSlide and Inflation Station (includes swing jacks)

RX12XL-PS: Long Deck RX Lift with PowerSlide locking slipplates (includes swing jacks)

RX12XL-IS: Long Deck RX Lift with PowerSlide locking slipplates and Inflation Station (includes swing jacks)

Standard Equipment

Same as RX9 plus
Stage 2 approach ramps.

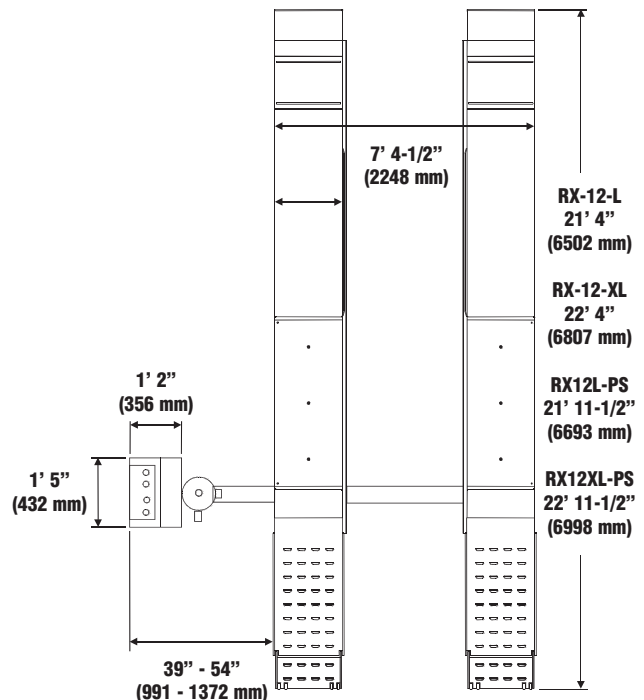


The Hunter RX-12 Series Scissor Lift has been certified under the program conducted by Automotive Lift Institute (ALI) and ETL Testing Laboratories to comply with Safety Standard ANSI/ALI, ALCTV and Electrical Standard ANSI/UL 201.



Mixed Sources
Product group from well-managed forests and other controlled sources
www.fsc.org Cert no. SW-COC-002105
© 1996 Forest Stewardship Council

RX-12 Plan View



See Hunter Sales Representative for details on site requirement.

Because of continuing technological advances, specifications, models and options are subject to change without notice.

Be sure to check out other Hunter literature for more quality products from Hunter Engineering.



HUNTER
Engineering Company

www.Hunter.com

Form 4715-T, 09/09